


Technical Pages


ABSTRACT

HOMA has provided several styles of cable inlet assemblies, so it is important to know which style is used before ordering a replacement. This document will help with this identification.

BOLT-ON




Clamping Strain relief bolt-on:
Used on majority of A-Series pumps




Threaded strain relief bolt-on:
Only used on T-Motor A-Series pumps

THREADED



PG Style inlet with rounded
face and triangular screws



Flat Style inlet with flat face and allen key screws
**HOMA part number or pump serial number
must be supplied with this model**