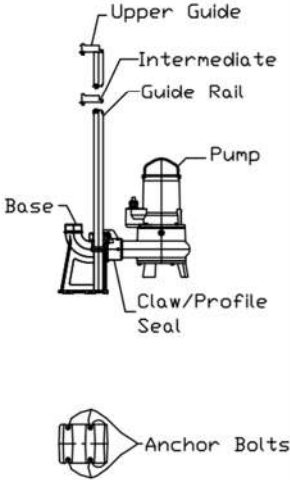
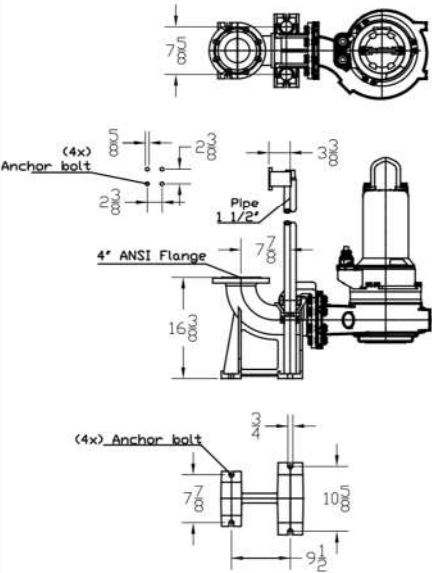
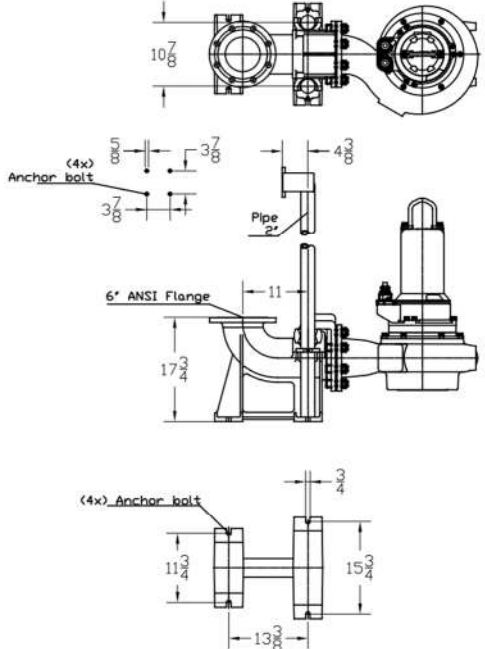


Assembly Part Number	8604011	8604017	8604037
<p>Example</p>			
Standard with Models:	CH432	CTP50, CH436	CTP53, 3" CA Series
A/C Base Part Number	6000894*	6000904*	6000914*
Guide Rail Sizes	1"	1"	1 1/2"
Guide Claw Part Number	7323734*	7322001*	7323754A*
Profile Seal Part Number	7360406*	7360406*	7360276*
Standard Cast UGRB	7323705*	7323394A*	7323854A*
316SS UGRB	8732002	8732013	8732005
304SS UGRB	8732302	n/a	8732305
316SS IGRB	8732216	8732219	8732203
304SS IGRB	8732116	n/a	8732103
Galvanized Anchor Bolts	4050155	4050155	4050153
316SS Anchor Bolts	4050151-316	4050151-316	4050153-316

Note: Dimensions are for reference only

* Items included in the Auto-Coupling Assembly

Assembly Part Number	8604057	8604072
<p data-bbox="506 212 636 245">Example</p> 		
Standard with Models:	4" CA Series	6" CA Series
A/C Base Part Number	6000924*	6002494*
Guide Rail Sizes	1 1/2"	2"
Guide Claw Part Number	7323764A*	7323774*
Profile Seal Part Number	7360286*	7360296*
Standard Cast UGRB	7323804A*	7322954*
316SS UGRB	8732006	8732007
304SS UGRB	8732306	8732307
316SS IGRB	8732206	8732207
304SS IGRB	8732106	8732107
Galvanized Anchor Bolts	4050153	4050153
316SS Anchor Bolts	4050153-316	4050153-316

Note: Dimensions are for reference only

* Items included in the Auto-Coupling Assembly